



Sport Chassis[™]
THE ULTIMATE PICKUP LINE



PLACES TO GO, PEOPLE TO SEE...

Whether **HAULING** hay, **RUNNING** across town to the office, **PULLING** your prized possessions cross-country in your custom trailer, or **TAKING** your family on a weekend adventure, SportChassis is there to keep you safe and comfortable, in style.

High in the mountains, on the coast, deep in the woods, or out in the desert, a SportChassis will help you meet your challenge head on.

When you need a pickup with the power, stability and dependability to conquer any task, no matter what, no matter where, it's time to step up to The Ultimate Pickup Line.™



“Safety is never an option with a SportChassis”



DESIGN

An aluminum cab design creates a spacious interior environment full of the latest safety features and ride-enhancing technologies.

This M2 Chassis is specifically engineered and tested by Freightliner exclusively for SportChassis.

Over 40 proprietary features are built into every SportChassis by Freightliner.

Solid design principles and specifications that meet or exceed industry requirements are just one more feature of this versatile platform.

POWER

Powered by the Cummins ISC 330HP/1000 as well as an optional MBE4000 450HP/1650.

The M2 is an EPA 2007 emissions compliant vehicle and utilizes ultra-low sulphur diesel fuel.

Each SportChassis features a common-rail fuel delivery system and Cool Side EGR.

A Variable Geometry (VG) turbocharger provides an additional 133 BHP at 2200 RPM.

Each SportChassis uses an Allison 3200/4000TRV transmission designed just for SportChassis.

SERVICE

Designed for easy routine maintenance and access to all components.

Exclusive service network including any authorized Freightliner Service Center in the United States and Canada.

Higher service intervals than any other medium duty pickup truck.

The highest quality components engineered for longevity and ease of service are just a few reasons why SportChassis really is, “The Ultimate Pickup Line.”

SAFETY & COMFORT

The large front windshield gives you a wide unobstructed view of the world outside.

The 55° wheel cut provides the tightest turning radius of any medium duty chassis.

The Trac-Tech no-spin rear differential ensures you have traction when you need it.

An air-ride cab and captain’s chairs work together making the road something you see, not endure.

The Ride Enhancement Package designed by SportChassis transforms this ride into a world-class experience from the very beginning.

STYLE

Seven standard colors, three interior options and six different models all combine to create an experience better than anything else on the road.

SAE rated SportChassis Custom Wheel Package provides a sense of style and safety at the same time.

Numerous amenities and features are available to outfit your truck with your own sense of style.

Every feature is designed to meet your needs and complement your lifestyle, no matter where you’re going or what road you take.

CUSTOM WOOD FINISHES

Blackwood

Dark Burl

SEAT INSERTS

Alligator: Black, Saddle

INTERIOR ACCESSORIES

50-State Compliant
Window Tinting

Custom Leather Pillows

ELECTRONICS

Trickle Charger

Handheld CB

Ipod® Interface Kit

4-Camera Rear
Observation System

Flip down 15.4" LCD TV

In-Motion Digital
Satellite System

Playstation® 2

Autonet Mobile Internet

Prodigy P3 Brake Controller



Wide
Open
SPACES



SportChassis saddle leather interior with alligator seat inserts shown.



the
INSIDE
just gets better...

ULTIMATE ON THE INSIDE AS WELL

Since its inception, the SportChassis interior has set the standard as the most comfortable, quiet and luxurious in its class. Creature comforts in all the right places and practical tools that make all the difference. SportChassis owners will tell you that in many cases, the interior was the final factor in their decision.

Solid design, classic lines, and class are just a few of the reasons this Freightliner vehicle is a SportChassis. Top quality materials, unique options and an ergonomic design are just a few reasons why SportChassis is THE ULTIMATE PICKUP LINE.™

INTERIOR FEATURES

- The SportChassis passive noise reduction system utilizing Dynamat® products makes it easy to have a conversation or a phone call without raising your voice.
- State of the art multimedia systems specifically designed by Pioneer® for SportChassis features their latest technology in head units, amps, speakers and subwoofers, providing the best listening experience in its class.
- A touch-screen, voice recognition, and navigation audio system features satellite-ready audio, Bluetooth™, on-board music storage, iPod® integration and more.
- A variety of luxurious seating configurations and materials including leather and ultra-leather with optional alligator inserts combine to make each SportChassis interior comfortable and stylish.
- Standard five-person seating including a power reclining rear sofa provides plenty of comfort for the entire family or crew. An optional four-person seating configuration featuring air ride captain's chairs is available to maximize everyone's comfort.
- Precision-cut, marine grade carpeting provides a great starting place to ensure your interior maintains its look for the life of your SportChassis.

FEATURING TECHNOLOGY BY

Pioneer

TEKONSHA

Autonet
mobile

Dynamat

SportChassis Black Leather interior with alligator seat inserts.

RHA114

STANDARD UNIT INCLUDES:

Aluminum Body | Custom Aluminum Cab Steps | Stainless Steel Fenders
7-way Trailer Outlet | 4-door Freightliner M2 106 Chassis
Cummins ISC 330 HP/1000 Torque Engine
Allison 3200TRV Automatic Transmission | Michelin XRV 255/80R 22.5 Tires
Aluminum Wheels | Anti-lock Hydraulic Disc Brakes
Ride Enhancement Package | Insulation/Sound Dampening
2 5/16" Receiver Hitch Ball | Full-time No-Spin Rear Differential
Air Ride Cab And Suspension | Dual 50 Gallon Fuel Tanks
Undercoating | 187" Wheel Base | Power Locks With Keyless Remote And Alarm
Hitch Well Cover | V-Trac™ Cargo Security System

Whether you're hauling across town or across the country, the Ranch Hauler RHA114™ has the power and safety you need to get the job done and the comfort you deserve. This impressive vehicle is strong enough to deliver what ever your pay-

load. Other manufacturers would have you to believe their vehicles can do it all; visit your nearest SportChassis® dealer and let us show you how the RHA114™ really does it all without sacrificing comfort, quality or safety.

The advantage of towing with a SportChassis® is pulling your trailer using the frame rails, not the body. This ensures the structural integrity of the body remains sound even after hundreds of trips and hundreds of thousands of miles.

Why work harder than you have to? Choose SportChassis® class and performance and make a choice that will serve you well for

years to come.



WE KNOW
ANOTHER **SPORT** THAT COMBINES SKILL, TEAMWORK AND FUN.
SPORTCHASSIS.COM



RHA114 OPTIONS

- Bumper Guides
- Exterior Auxiliary Power Port
- Front Spoiler
- Wheel Chocks
- Painted or Tread Plate Bolt-On Storage Unit
- Polished Stainless Steel Air Deflector Wing
- Polished Hand Rails
- Strut Grill Package
- SportChassis Custom Wheels
- Wheel Enhancement Package
- LED Light Kit
- Air Activated Snow Chains
- Air Hitch Tread Plate Cover
- Lined Deck
- Lined Compartments
- 2 5/16" Gooseneck Ball
- 30K Reese Recreational Fifth Wheel
- Trailer Saver Recreational Air-Ride Hitch

RHL131

STANDARD UNIT INCLUDES:

Aluminum Body | Custom Aluminum Cab Steps | Stainless Steel Fenders
7-way Trailer Outlet | 4-door Freightliner M2 106 Chassis
Cummins ISC 330 HP/1000 Torque Engine
Allison 3200TRV Automatic Transmission
Michelin XRV 255/80R 22.5 Tires
Aluminum Wheels | Anti-lock Hydraulic Disc Brakes
Ride Enhancement Package | Insulation/Sound Dampening
2 5/16" Receiver Hitch Ball | Full-time No-Spin Rear Differential
Air Ride Cab And Suspension | Dual 80 Gallon Fuel Tanks
Undercoating | 206" Wheel Base | 79 Cubic Foot Storage Compartment
Power Locks With Keyless Remote And Alarm
Hitch Well Cover | V-Trac™ Cargo Security System

When choosing a vehicle in the past, you had to sacrifice; that is not true anymore. The Ranch Hauler RHL131™ delivers it all. This elegant and innovative product serenely places you comfortably in control. The truck is designed to work all day and party all night, providing the storage, power, performance, and safety to help you do whatever you need. This vehicle meets the needs of even the most demanding full-timer. The RHL131™ offers front transverse, mid-body and even rear "chain well" storage compartments. So you can bring along all of the amenities of comfortable RV'ing without sacrificing any living space in your coach for the essentials.



WHAT'S SO SPECIAL ABOUT THE RHL131?

As with all SportChassis®, the RHL131™ is engineered, tested, manufactured, and fully warranted by Freightliner Specialty Vehicles, Inc. All body compartment doors are constructed from proprietary extruded frames with stylish latches and hardware mounted in counter-extruded jambs. Stainless steel piano-type hinges run the full height of the door frame.

RHL131

OPTIONS

Bumper Guides

Exterior Auxiliary Power Port

Spoiler

Wheel Chocks

Clothes Bars

Transverse Compartment
Slide Out Tray

30" 7-way Extension

Storage Box

Strut Grill Package

Polished Hand Rails

SportChassis Custom Wheels

Wheel Enhancement
Package

LED Light Kit

Air Activated Snow Chains

Lined Deck

Lined Compartments

Stainless Steel Turbo Wing

2 5/16" Gooseneck Ball

30K Reese Recreational
Fifth Wheel

Trailer Saver Recreational
Air-Ride Hitch



The Ranch Hauler RHL185™ really is the crème de la crème. This is a truck truly designed to be everything you need all in one package. With enormous towing capacity and garage storage behind the luxurious cab, there's nothing better than loading up a few friends or the family and a couple of bikes and just taking off.

Historically, RV'ers have had two choices: Get a trailer with a garage and sacrifice 10 feet of living space, or leave the bikes at home. The design team at Freightliner Specialty Vehicles has developed the RHL185™ garage truck to solve the problem faced by so many who love to integrate riding into their travels.

Further, ranchers and breeders have use for extra room for tack, feed and ATV's. The Garage provides a perfect area for such payloads, especially those that need to stay dry and secure.

WHAT'S SO SPECIAL ABOUT THE RHL185 GARAGE?

- Color-matched roll-up style doors for the garage area roll clear for easy loading access.
- Reinforced rear cargo for two additional motorcycles or quads.
- Full length V-Track inside the garage and on the back deck for easy securing of payload.
- The exterior storage compartments provide 419 cubic feet of closed storage space.
- A stainless steel turbo wing is available to add a unique sense of style and efficiency.

RHL185

STANDARD UNIT INCLUDES:

Aluminum Body | Custom Aluminum Cab Steps | Stainless Steel Fenders
7-way Trailer Outlet | 4-door Freightliner M2 106 Chassis
Cummins ISC 330 HP/1000 Torque Engine
Allison 3200TRV Automatic Transmission
Michelin XRV 255/80R 22.5 Tires
Aluminum Wheels | Anti-lock Hydraulic Disc Brakes
Ride Enhancement Package | Insulation/Sound Dampening
2 5/16" Receiver Hitch Ball | Full-time No-Spin Rear Differential
Air Ride Cab And Suspension | Dual 80 Gallon Fuel Tanks
Undercoating | 259" Wheel Base
Power Locks With Keyless Remote And Alarm
Hitch Well Cover | V-Trac™ Cargo Security System



RHL185 OPTIONS

Bumper Guides

Exterior Auxiliary Power Port

Spoiler

Wheel Chocks

30" 7-way Extension

Strut Grill Package

Polished Hand Rails

Roof Access Ladder

SportChassis Custom Wheels

Wheel Enhancement Package

LED Light Kit

Motorcycle Loading Kit

Tack Room

Transverse Compartment
Rear Door

Air Activated Snow Chains

Lined Compartments

Lined Deck

Interior Garage Camera

Stainless Steel Turbo Wing

2 5/16" Gooseneck Ball

30K Reese Recreational
Fifth Wheel

Trailer Saver Recreational
Air-Ride Hitch



THEY WERE **WRONG**
WHEN THEY SAID YOU CAN'T TAKE IT WITH YOU.

SPORTCHASSIS.COM

The P2™ really is what it's all about. A fully functional pickup with the power, safety and security to haul you or your family, around town or across the country. Designed to pull everything from the smallest trailers to a massive gooseneck living quarters; the P2 does it all. Satisfying all your needs in one truck is a challenge, but now you can see what success looks like. Sacrifice has been part of buying a vehicle since day one. SportChassis® saw the need and created the solution. How often have you wanted all the control, stability, safety and raw power of a Heavy Duty Pickup Truck, and needed the versatility and functionality of a normal pickup bed? The P2™ gives you the best of both worlds without using the word sacrifice.

WHAT'S SO SPECIAL ABOUT THE P2?

- Standard full size pickup bed on the Freightliner M2106 Chassis.
- An optional color-matched tonneau bed cover allows safe and secure storage in the entire bed.
- Bed load heights are comparable to the "Big Three."



P2

STANDARD UNIT INCLUDES:

8' Pickup Body | Custom Aluminum Cab Steps
7-way Trailer Outlet | 4-door Freightliner M2 106 Chassis
Cummins ISC 330 HP/1000 Torque Engine
Allison 3200TRV Automatic Transmission
Michelin XRV 295/60R 22.5 Tires
Aluminum Wheels | Anti-lock Hydraulic Disc Brakes
Ride Enhancement Package | Insulation/Sound Dampening
2 5/16" Receiver Hitch Ball | Full-time No-Spin Rear Differential
Air Ride Cab And Suspension | Dual 50 Gallon Fuel Tanks
Undercoating | 174" Wheel Base
Power Locks With Keyless Remote And Alarm
SportChassis Hitch Well Cover
Standard Lined Bed

P2

OPTIONS

Bumper Guides

Spoiler

Strut Grill

Wheel Enhancement
Package

Hood Scoop

Bed Rug™

SportChassis Custom Wheels

Stainless Cap Rails

Color Matched Bed Cover

Polished Hand Rails

Hitch Camera

Air Activated Snow Chains

2 5/16" Gooseneck Ball

30K Reese Recreational
Fifth Wheel

Trailer Saver Recreational
Air-Ride Hitch

POWER, VERSATILITY, AND COMFORT.

SPORTCHASSIS.COM



P2XL

STANDARD UNIT INCLUDES:

8' Pickup Body | Custom Aluminum Cab Steps
7-way Trailer Outlet | 4-door Freightliner M2 106 Chassis
Cummins ISC 330 HP/1000 Torque Engine
Allison 3200TRV Automatic Transmission
Michelin XRV 255/80R 22.5 Tires
Aluminum Wheels | Anti-lock Hydraulic Disc Brakes
Ride Enhancement Package | Insulation/Sound Dampening
2 5/16" Receiver Hitch Ball | Full-time No-Spin Rear Differential
Air Ride Cab And Suspension | Dual 50 Gallon Fuel Tanks
Undercoating | 174" Wheel Base
Power Locks With Keyless Remote And Alarm



SIZE MATTERS: It's not about how fast your car is; it's about the size of your truck. Living up to a name can be hard, but the P2XL™ really is the ultimate pickup truck. Designed with the same careful attention to detail that has made our other vehicles beloved by their owners, the P2XL features a full pickup bed behind our spacious cab.

This is the truck. You work hard, so play hard; make your next toy a SportChassis®.

Vehicle shown with customized paint.

P2XL OPTIONS

YOU REALLY CAN
TEACH A TRUCK NEW TRICKS.
SPORTCHASSIS.COM

Bumper Guides

Spoiler

Wheel Chocks

30" 7-way Extension

Strut Grill

Wheel Enhancement
Package

Air Activated Snow Chains

Hood Scoop

Bed Rug

Stainless Cap Rails

SportChassis Custom Wheels

Michelin X ONE 445/50R
22.5 Rear Tires

Dump Bed

Color Matched Bed Cover

Polished Hand Rails

Hitch Camera

Adjustable Receiver Hitch



Vehicle shown with customized paint.

P4XL

STANDARD UNIT INCLUDES:

8' Pickup Body | Custom Aluminum Cab Steps
7-way Trailer Outlet | 4-door Freightliner M2 106 Chassis
Standard Shift-On-The-Fly All Wheel Drive
Cummins ISC 330 HP/1000 Torque Engine
Allison 3200TRV Automatic Transmission
Michelin XD2 255 70R 22.5 Tires
Aluminum Wheels | Anti-lock Hydraulic Disc Brakes
Ride Enhancement Package | Insulation/Sound Dampening
2 5/16" Receiver Hitch Ball | Full-time No-Spin Rear Differential
Air Ride Cab And Suspension | 80 Gallon Fuel Tanks
Undercoating | 174" Wheel Base
Power Locks With Keyless Remote And Alarm

LOOKING FOR THE ULTIMATE 4WD? Your search is over. Taking the P2™ to the next level is the P4XL™, our first standard all-wheel drive pickup truck. Featuring an optional color matched bed shell and adjustable hitch, it will take whatever you have, wherever you want.

Creature comforts, a luxury interior, raw power under the hood and a powerful rugged exterior; you need look no further to truly have it all.



Vehicle shown with optional off road package and other accessories.

P4XL OPTIONS

BIGGER IS BETTER. ANY MORE QUESTIONS?
SPORTCHASSIS.COM

Bumper Guides

Front Spoiler

Wheel Chocks

30" 7-way Extension

Strut Grill

Wheel Enhancement
Package

Air Activated Snow Chains

Hood Scoop

Bed Rug™

Stainless Cap Rails

SportChassis Custom Wheels

Off-Road Package

Color Matched Bed Cover

Color Matched Bed Shell

Polished Hand Rails

Rear Chrome Bumper

Adjustable Receiver Hitch



Vehicle shown with optional off road package and other accessories.

M2 112 CHASSIS



RHL185

Allison 4000 TRV
Transmission

Dual 80 Gallon Fuel Tanks

Air Brakes

Mercedes Benz MBE 4000
450/1650

40,000 LB Gooseneck Hitch
Ball

Available in the RHA114,
RHL131, RHL185, and P2XL
Models

WHEN
NOTHING ELSE
IS ENOUGH.

SPORTCHASSIS.COM



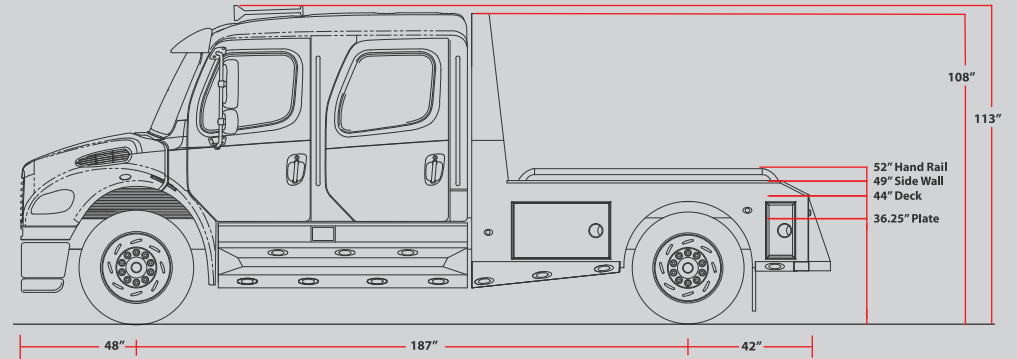
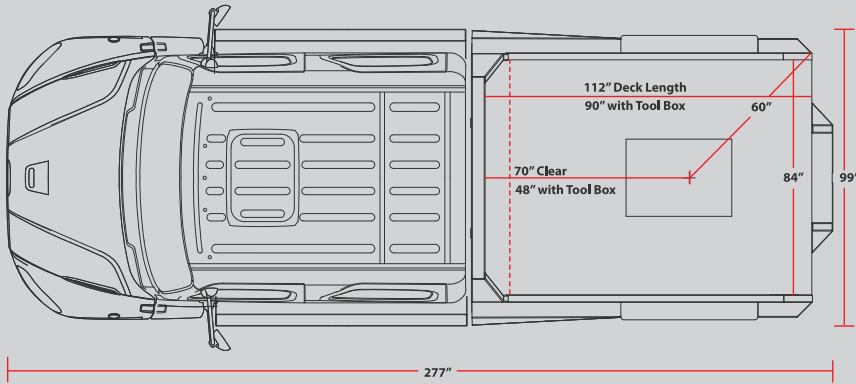
RHA114

We left the fun part up to you.

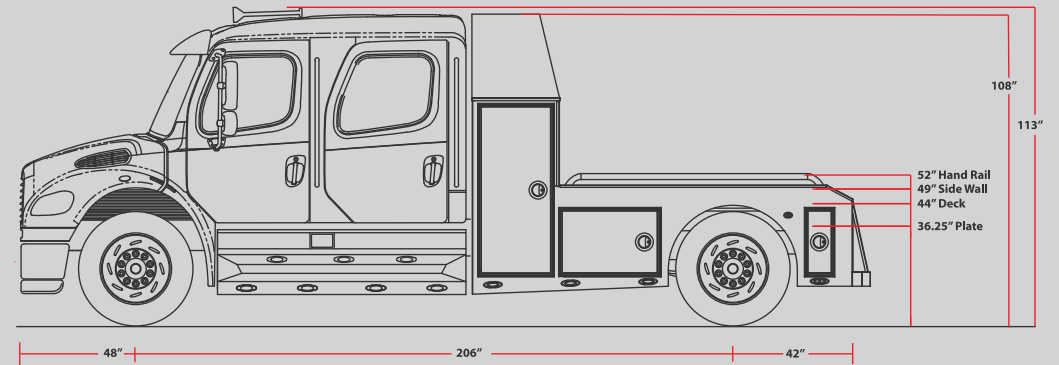
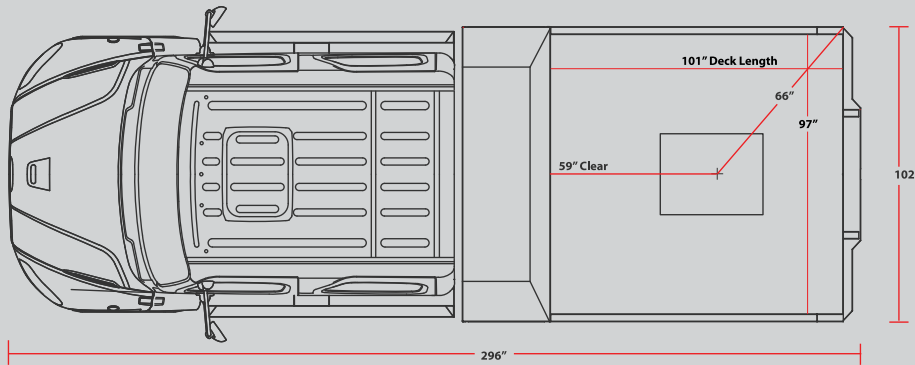


WHO? | ~~WHAT?~~ | WHEN? | WHERE? | ~~HOW?~~ | ~~WHY?~~

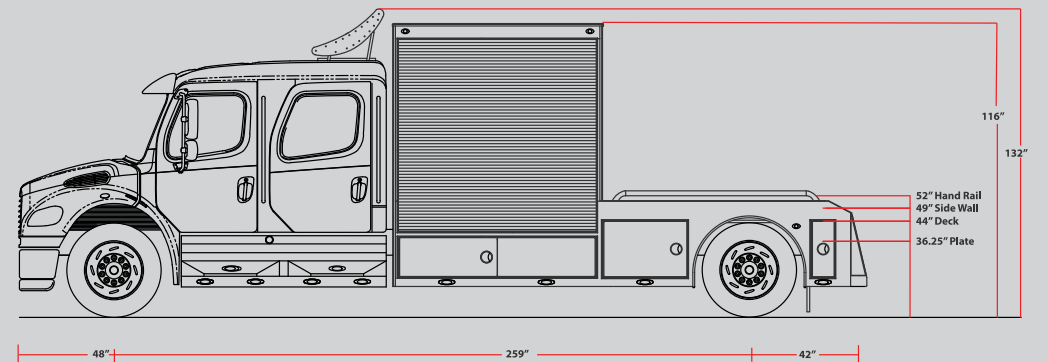
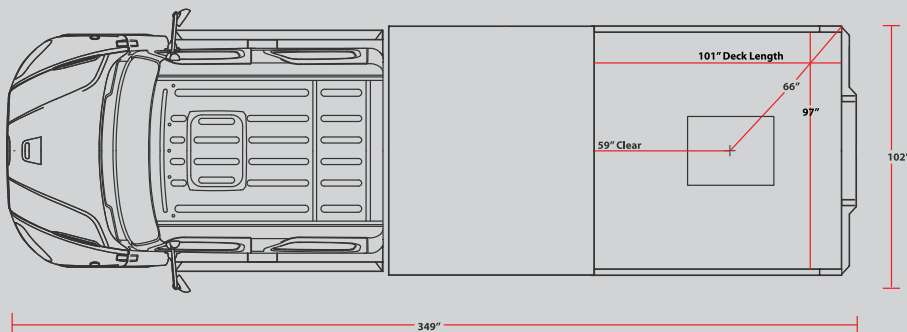
RHA114



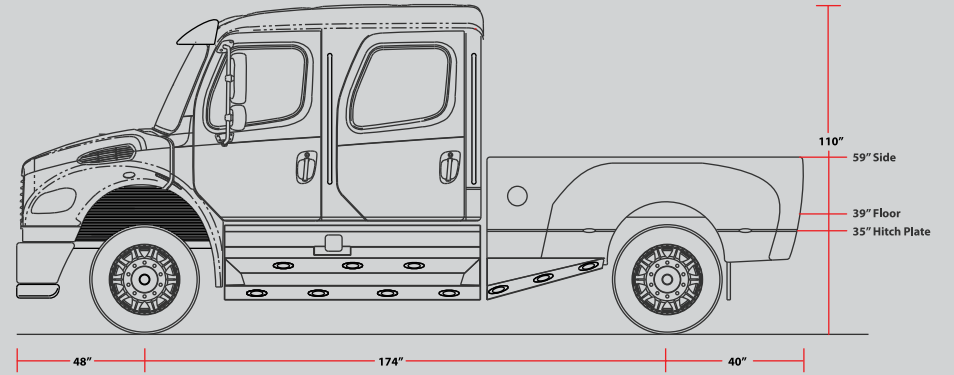
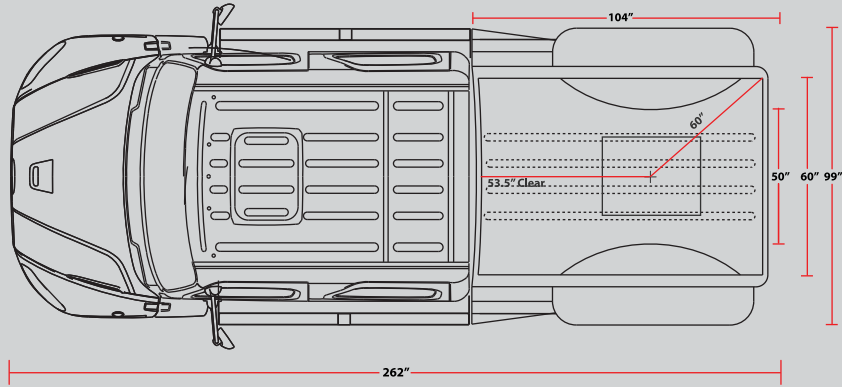
RHL131



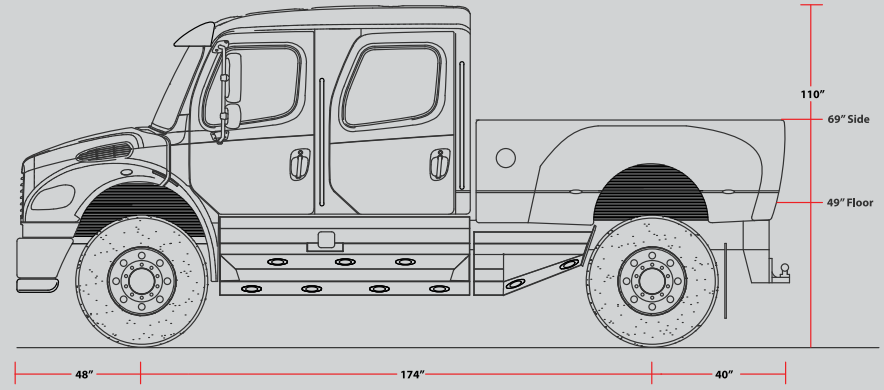
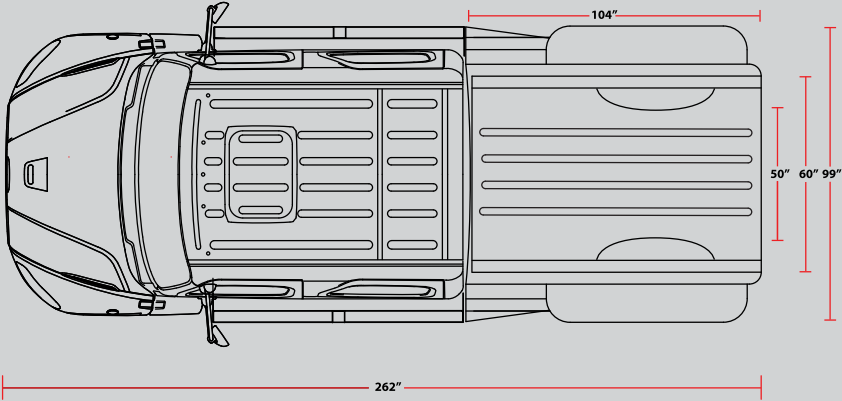
RHL185



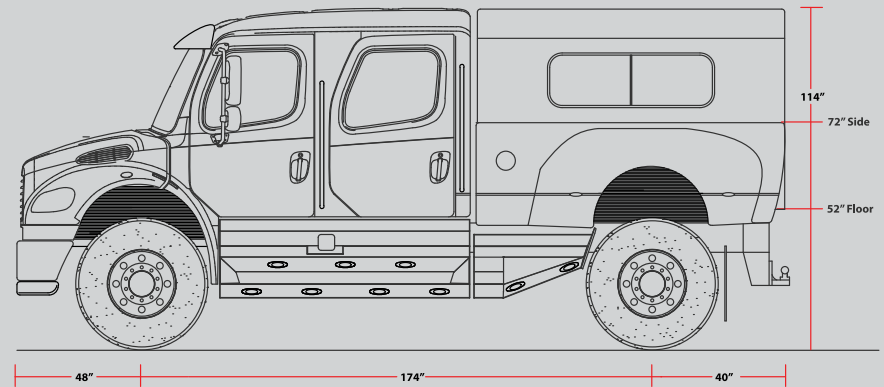
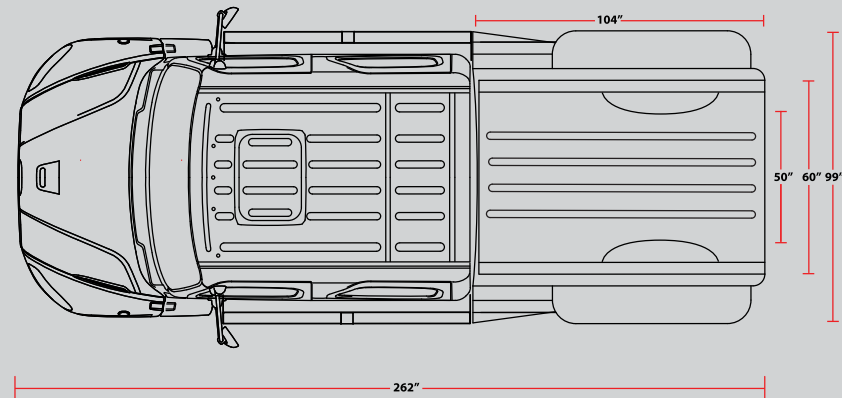
P2




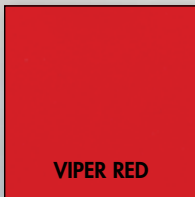
P2XL



P4XL



COLOR



BE BOLD



CUSTOM COLOR OPTIONS ARE AVAILABLE AT AN ADDITIONAL COST.



RHA114



RHL131



RHL185



P2



P2XL



P4XL

	RHA114	RHL131	RHL185	P2	P2XL	P4XL
Engine	Cummins ISC 330/1000	Cummins ISC 330/1000	Cummins ISC 330/1000	Cummins ISC 330/1000	Cummins ISC 330/1000	Cummins ISC 330/1000
Mercedes MBE 4000 Allison 4000TRV Transmission	Optional	Optional	Optional	Not Available	Optional	Not Available
Transmission	Allison 3200 TRV Six-Speed Automatic	Allison 3200 TRV Six-Speed Automatic	Allison 3200 TRV Six-Speed Automatic	Allison 3200 TRV Six-Speed Automatic	Allison 3200 TRV Six-Speed Automatic	Allison 3200 TRV Five-Speed Automatic
Suspension	8,000 lb. Taperleaf Suspension 11,500 lb. Rear Air Suspension	10,000 lb. Taperleaf Suspension 11,500 lb. Rear Air Suspension	10,000 lb. Taperleaf Suspension 11,500 lb. Rear Air Suspension	8,000 lb. Taperleaf Suspension 11,500 lb. Rear Air Suspension	8,000 lb. Taperleaf Suspension 11,500 lb. Rear Air Suspension	10,000 lb. Taperleaf Suspension 17,500 lb. Rear Air Suspension
Tires	Michelin XRV 22.5 Radial Tires	Michelin XRV 22.5 Radial Tires	Michelin XRV 22.5 Radial Tires	Michelin XRV 22.5 Radial Tires	Michelin XRV 22.5 Radial Tires	Michelin XD2 22.5 Radial Tires
Four Wheel ABS	Standard	Standard	Standard	Standard	Standard	Standard
Remote Keyless Entry	Standard	Standard	Standard	Standard	Standard	Standard
SportChassis Passive Noise Reduction System™	Standard	Standard	Standard	Standard	Standard	Standard
Four Wheel Drive (4WD)	N/A	N/A	N/A	N/A	N/A	Standard
Length Height Width (excluding mirrors)	277" 113" 99"	294" 113" 102"	348" 132" 102"	262" 110" 99"	262" 110" 99"	262" 118" 99"
Fifth Wheel Capable	Yes	Yes	Yes	Yes	No	No
Bed Dimensions Length Load Height Width	90" 44.5" 78.25"	96.5" 44.5" 101"	96.5" 44.5" 101"	97" 39" 60"	97" 49" 60"	97" 56" 60"

Some specifications and features shown or mentioned are optional and available upon request at an extra cost. Specifications are subject to change without notice.



Freightliner Specialty Vehicles, Inc. | 2300 South 13th Street | Clinton, Oklahoma 73601 | USA

800-358-7624 | sportchassis.com